



C

5th Floor, Building C, The International Wonderland, Xindong Road, Chaoyang District, Beijing  
/Zip Code: 100027 /Tel: 86-010-50867666 /Fax: 86-010-65527227  
/E-mail kangda@kangdalawyers.com

---

2019 0244

“ ”

“ ” “ ” “ ” “ ”

2019 4 15

“

“

“ ”

“ 2019 7 17

“ ” “ 2019 8 26

“

“ ” “ 2019 9 6

1 "

"

12

11

1

	/				
1		400.00	7.62%		2011
2		400.00	7.62%		

11		0.30	0.01%		
12		0.10	0.00%		

1

11

1

1963

1988	1995	
1996	2005	
2001	2002	
2005	2017	3
2005		
2005		
2006		
2016	6	
2016	9	
2017	3	
2017	11	

2

1968

1999	2007	7
2007	8	2016 6
2009	7	
2012	12	
2012	12	

2014 10		
2016 5		
2019 3		

3

1960

1999 3    2009 3		
2001 1    2011 1		
2010 1		
2010 1		

4

1959

1980 7    1982 7		
1982 7    1990 9		

2007	3	2011	11		
2011	1	2017	4		
2011	6	2017	5		
2011	11	2014	12		
2013	2	2019	2		
2014	12	2018	11		
2018	11				
2014	5				
2015	2				
2017	10				

6

1980

2004	1	2006	6		
2006	7	2007	9		
2007	9	2015	11		
2015	12	2016	5		
2016	5	2016	12		
2016	5				
2017	1	2018	7		
2018	7				

7

1954

1975	3	2003	1		
2003	2	2005	5		
2005	5	2011	3		
2011	3				

8

1976

	/					
1		400.00	7.62%	1.7	2011 1	2011 1
2		400.00	7.62%			
3		160.00	3.05%			
4		88.10	1.68%			
5		80.00	1.52%			
6		69.00	1.31%	5.2	2015 10	2015 10
7		68.00	1.30%	1	2008 8	2008 8
8		1.00	0.02%	38.88 45		2016 10
9		0.50	0.01%	5.85		2016 4
10		0.30	0.01%	39.19		2016 10
11		0.30	0.01%	37.7 38.88		2016 10
12		0.10	0.00%	25.55		2016 9

1 2008 8

2008 8 9

8%

2008 8 10

2008 8

321.6 201 120.6 1 /

2 2011 1

2011 1 15

4,020 5,250 1,230

680 680 272

153 136 170 400 400 160

90 80 100

2011 1 15

2011 1

3 2015 10

2015 10 27

70

364

2015 10

70

2004

2015

70

2015

1	2016				
---	------	--	--	--	--

2005 10

2008 8 321.6

2011 3

2

2016 6 14

3,000

2 "

"

	45.83% 27.50% 26.67%	2001 11 13	"
	51.00% 49.00%	2002 5 29	
	50% 50%	2016 11 30	50%

		2019 1-6	2018	2017	2016
		35.14	18.32	12.49	31.68
		1.00	-	31.48	83.71
		835.80	1,658.98	1,706.90	1,700.69
		-	-	0.76	2.64

	2019 1-6	2,320.47	13.47%	101.35	2.96%
	2018	5,233.28	16.05%	176.76	2.73%
	2017	5,978.58	21.64%	181.09	4.28%

	2016	6,531.71	30.31%	197.06	3.99%
	2019 1-6	974.80	5.66%	57.27	1.67%
	2018	2,024.99	6.21%	82.71	1.28%
	2017	1,994.34	7.22%	66.84	1.58%
	2016	1,973.72	9.16%	56.63	1.15%
	2019 1-6	-	-	-47.57	-1.39%
	2018	9.45	0.03%	-35.86	-0.55%
	2017	-	-	-61.35	-1.45%
	2016	-	-	-	-

Jose Osval do Rojas Guerrero

3 "

"

1

			2019 1-6	2018	2017	2016
			809.44	1,607.35	1,678.85	1,668.71
			16.60	51.63	26.88	29.58
			9.76	-	1.17	2.40
			<b>835.80</b>	<b>1658.98</b>	<b>1,706.90</b>	<b>1,700.69</b>
			35.14	18.32	12.49	31.68
			<b>35.14</b>	<b>18.32</b>	<b>12.49</b>	<b>31.68</b>

			-	-	0.76	2.64
			-	-	<b>0.76</b>	<b>2.64</b>
			-	-	10.13	83.71
			1.00	-	21.35	-
			<b>1.00</b>	-	<b>31.48</b>	<b>83.71</b>

2

		1,500	2014 9 19	2016 9 18	
		500	2014 10 31	2016 10 30	
		3,000	2016 9 27	2017 9 25	
		10,000	2018 12 13	2021 12 12	
		1,000	2019 6 3	2020 6 2	

1

1

1,700.69      1,706.90

1,658.98      835.80

7.89% 6.21%

5.09%    4.85%

2

2

1

2							
3							
1						"	"
2014	9	19					
			1,500				
2						"	
"	2014	10	31				
			500				
3				2016	9	27	
							3,000
4				2018	12	13	
			20181213001				
				1			2018 12 13
2021	12	12					
5							"
	"	2019	6	3			

1930007-001

1,000

5 "

"

2006 2 21

100

"

"

6 "

"

5%

			100.00%		
			10.00%		
			7.50%		

"

"

"

"

"

"

7 "

"

Miguel Ronceros 2019 2 11

Weir Minerals Australia Ltd. WHW Group Inc.

"


"

	PI 4877	Weir Minerals Australia Ltd.	2024.6.11
	PI 5113	WHW Group Inc.	2025.3.29

1



2



5%

4

86.92

0.09%

4

Mi guel Ronceros

4

8 "

"

1

2019 9 4

"

(

)"

2

1

2016 7 13

02391869

913611007814526310



				2019	1	15	
	2016	1	1				
				2019	7	15	
	2019	1	1				
1			2019	2	20	2016	1
1			2019	7	4	2019	1

GB 18241.1-2001	1
GB/T 18241.2-2000	2

GB/T 18241.3-2000	3
GB 18241.4-2006	4
GB/T 3216-2005	1 2
GB/T 29529-2013	
JB/T 8096-2013	
JB/T 9035-2015	

Q/NPGF005-2016		2019 10 26

GB/T 228.1-2010	1
GB/T229-2007	
GB/T 223	
GB/T 230	
GB/T 6414-1999	
GB/T 11345-89	
JB/T 5926-2005	
JG/T 5082.1	
GB/T 533-2008	
GB/T 1689-1998	
GB/T 3512-1983	
GB/T 531-1999	
JB/T 8687-2013	
HG/T 2198-1991	

ISO9001

2018 2

ISO9001: 2015

2019 1 15

2016 1 1


2019 7 15

2019 1 1




(此页无正文,为《北京市康达律师事务所法律意见书》的签字盖章页)



康达律师事务所  
KANGDA LAW FIRM




康达律师事务所  
KANGDA LAW FIRM



康达律师事务所  
KANGDA LAW FIRM



康达律师事务所  
KANGDA LAW FIRM



康达律师事务所  
KANGDA LAW FIRM