



C

5th Floor, Building C, The International Wonderland, Xindong Road, Chaoyang District, Beijing
/Zip Code: 100027 /Tel: 86-010-50867666 /Fax: 86-010-65527227
/E-mail kangda@kangdalawyers.com

[2019] 0058

.....	8
.....	11
.....	12
.....	16
.....	19
.....	21
.....	24
.....	43
.....	47
.....	56
.....	72
.....	78
.....	79
.....	80
.....	82
.....	85
.....	89
.....	93
.....	95
.....	96
.....	98
.....	98
.....	111

010 50867793

010 50867998

010 50867873

010 50867998

”

”

”

”

AUSTRALIA NAI PU MI NI NG

MACHINERY PTY LTD

	2016 2017 2018

16

5249.7

99.99%

< >
< >
> <
> <
> <
> <
< >

" 1 A
" 2 1.00
" 3
" 1 1,750
25%

" 2

" 4

" 5

" 6

" 7

" 8

" 9

12 "

" 1

" 2

" 3

" 4

" 5

“ 6

”

12

”

"

"

6

16

1

1

2

[2019]003214

	2016	2017	2018	
	50,203,804.14	41,876,879.06	65,335,544.10	

3				[2019]003214
4				
	5,250		3,000	
5			5,250	2018
				1,750
				25%
6		2018		
1				
	1			
				" "
2				[2019]003214
		2016	2017	2018
		50,203,804.14	41,876,879.06	65,335,544.10

2016	2017	2018
2,740,907.13	1,826,850.60	1,113,383.22
		1,000

'1\ 0!n1\ Ä ¼ Å6Ü ^s,À ‡ YS(A'ç¿!/\ `&" >i FÅ6Ü ^xq •2,, .2,, .¿!/\ 3470B 82.FÅ6Ü ^pYS
Ä3

"

"

"

5

17

71.16%

6

1

"

"

"

"

2

"

"

7

[2019]003214

8

[2019]001513

9

1

2

3

Ⓐ

3

Ä i ž

10

[2011]136 2011 4 20

9 2011 4 25

361100210007871

2011 4 2

1 2011 3 30

[2011]198 2011 2 28

83,475,031.323

2 2011 3 31

[2011] 052

2011 2 28

8,923.65

3 2011 4 22

[2011]136

2011 4 18

5,250

100%

1

12

1

5,250

100%

1

	/		/			
1			36232119580710****		3,635	69.23
2			32062419630428****		400	7.62
3			13262819680412****		400	7.62
4			31010319600121****		160	3.05
5		---	120192000039326	166 A3-319	100	1.90
6			31010919590916****		90	1.71
7			32052119630701****		80	1.52
8			23010319721008****		70	1.33
9			36230219690630****		68	1.30
10			34262219721018****		68	1.30
11			36110219680113****		68	1.30
12			34070219541025****		68	1.30
13			34070319670625****		43	0.82
		---	---	---	5,250	100

A

B

2018 4

10 911201166877095842)

532-1 4,000

2009 4 21 2009 4 21 2059 4 20

"

2

	/		/	/		
1			36232119580710****		3,735.7	71.16
2			32062419630428****		400	7.62
3			13262819680412****		400	7.62
4			31010319600121****		160	3.05
5			31010919590916****		88.1	1.68
6			32052119630701****		80	1.52
7			35040319800504****		69	1.31
8			36230219690630****		68	1.30

9			34262219721018****		68	1.30
10			36110219680113****		68	1.30
11			34070219541025****		68	1.30
12			34070319670625****		43	0.82
13			32082619761205****		1	0.02
14			34010419661210****		0.5	0.01
15			37060219781127****		0.3	0.01
16		---	91310000563102174X		0.3	0.01
17			33010319680624****		0.1	0.00
		---	---	---	5,250	100

16

1

5%

3

3,735.7

71.16%

[2011]136

	/			
1		3,635	3,635	69.23
2		400	400	7.62
3		400	400	7.62
4		160	160	3.05
5		100	100	1.90
6		90	90	1.71
7		80	80	1.52
8		70	70	1.33
9		68	68	1.30
10		68	68	1.30
11		68	68	1.30
12		68	68	1.30
13		43	43	0.82

	5,250	5,250	100
--	-------	-------	-----

1
 1 2005 10
 A
 3 2005 9 16
 2,020 1,750
 1,341 409 250
 20
 B
 2005 10 10
 [2005]
 10-01 2005 9 30
 1,752.841 250.58
 2005 10 11

2		250	12.38
3		20	0.99
		2,020	100

D

2005

250

20

/

" "

2009

" 1 6 2009 1 "

E

2012 8 26

[2005] 10-01 <

>

[2012] 254 "

13,434,250.00

3,877,227.00

"

9,557,023.00

9,532,773.00

2012 9 12

9,532,773.00

2005 10 14 9,532,773.00

F

2016 10 28

[2016]004425

2012 9 29

953.2773

G

2012 9 28

"

"

2012 10 9

"

"

2012 10 10

"

"

2 2006 6

A

2006 6 2

409

250

B

2006 6 5

[2006] 06-01

659

C

2006 6 2

D

2009

2010 11 26

659

659

659

E

2016 10 28

[2016]004425

2010 12 16

659

F

2012 9 28

2012 10 9

2012 10 10

3 2007 4

A

2007 4 8

2,920

900

B

2007 4 13

[2007] 038

900

8% 5% 3%

B

2008 8 10
8% 321.6 321.6
2008 8 10
5% 201 201
2008 8 10 3%
120.6 120.6

C

2008 8 10

		()	%
1		3,106.8	77.28
2		321.6	8
3		250	6.22
4		201	5
5		120.6	3
6		20	0.5
		4,020	100

D

2005 12 8
" 2005 " 2005 12 23
2005 3589 2007 5 8
" 2007 " 2007 5
8
2007 1703

2005

2009 1 7
6.22% 250 250
2009 1 7 0.5%
20 20

C

2009 1 7

		()	%
1		3,376.8	84
2		321.6	8
3		201	5
4		120.6	3
		4,020	100

D

7 2009 5

A

2009 5 4
4%

B

2009 5 4
4% 160.8 160.8

C

2009 5 4

		()	%
1		3,216	80
2		321.6	8
3		201	5
4		160.8	4
5		120.6	3
		4,020	100

8 2010 9

A

2010 9 5

3%

B

2010 9 5

3%

120.6

120.6

C

2010 9 8

		()	%
1		3,336.6	83
2		321.6	8
3		201	5
4		160.8	4
		4,020	100

9 2010 12

A

2010 12 1

133

92.8

72.6

1.2

68

43

70

1.7

B

2010 12 1

C

2010 12 1

		()	%
1		3,635	90.425
2		70	1.741
3		68	1.691

2011 1 22

[] [2011]2

1,230

C

2011 1 15

	/	()	%
1		3,635	69.23
2		400	7.62
3		400	7.62
4		160	3.05

5

2

1 2015 10

A

2015 10 29 2015

70

B

2015 10 27

70

364

2015 10 28

2015

5182

2015 10 28

C

2015 10 29

	/		
1		3,635	69.23
2		400	7.62
3		400	7.62
4		160	3.05
5		100	1.90
6		90	1.71
7		80	1.52

8		70	1.33
9		68	1.30
10		68	1.30
11		68	1.30
12		68	1.30
13		43	0.82
		5,250	100

2

A

2015 8 25

2015 9 10 2015

" " 2015

11 30

[2015]7989

2015 12 16

2015 12 17

834947

B

1	2016 4 6			1,000
2	2016 4 11			1,000

3	2016 4 11			9,000
4	2016 5 3			8,000
5	2016 9 14			2,000
6	2016 9 21			1,000
7	2016 9 21			1,000
8	2016 10 10			1,000
9	2016 10 12			1,000
10				3,000
11	2016 10 17			5,000
12				1,000
13	2016 10 18			1,000
14	2016 10 19			1,000
15	2016 10 24			3,000
16	2016 10 24			4,000
17	2016 10 24			3,000

2016 10 10 2016 10 17

2016 10 10 10 12

1,000

2016 10 17 9,000

5,000

199,700

B

2017 12 4

2017 12 19

	/		/	/		
1			36232119580710****		3,635.70	69.25
2			32062419630428****		400	7.62
3			13262819680412****		400	7.62
4			31010319600121****		160	3.05
5		---	911201166877095842	() 532-1	100	1.90
6			31010919590916****		88.1	
7			32052119630701****			

13			34070319670625****		43	0.82
14			32082619761205****		1	0.02
15			34010419661210****		0.5	0.01
16			37060219781127****		0.3	0.01
17		---	91310000563102174X		0.3	0.01
18			33010319680624****		0.1	0.00
		---	---	---	5,250	100

4 2018 11

A

2018 11 23

100

500

2018 11 23

2018

3170

B

2018 11 27

	/		/	/		
1			36232119580710****		3,735.7	71.16
2			32062419630428****		400	7.62
3			13262819680412****		400	7.62

4			31010319600121****		160	3.05

5

2009 1

2005

2007

"

"

2005

2007

1,341

659

1

"

2

"

"

3

"

"

4

1

2016 7 13

02391869

913611007814526310

2016 3 29

02100820

1100MA0046C79

2012 3 2

01121964

3100755720073

2

2016 7 15

3604600253

3

2016 7 14

3609960379

2016 4 21

1105960P41

2016 3 22

3114961091

”

[2019]003214

90%

2005 10 14

12 —

1 5%

5%

	71.16%
	7.62%
	7.62%

2

3

7

3

5

4

1

3

5

1

3

4

1

2

3

4

5

70%

6

7

69.98%

8



[2019]003214

2018	2017	2016
-	7,633.39	26,411.33
-	101,275.00	837,126.73
-	213,462.07	-
-	322,370.46	863,538.06

2018	2017	2016
39,808.00	17,068,981.29	17,006,923.98
,157.14	124,922.46	316,845.44
72,965.14	17,193,903.75	17,323,769.42

2017 12 31				2016 12 31			
		2,477,982.13	123,899.11	1,980,635.09	99,031.75	2,418,858.05	120,942.90
		2,477,982.13	123,899.11	1,980,635.09	99,031.75	2,418,858.05	120,942.90

2017 12 31	2016 12 31
083.11	-
083.11	-

	605,011.48	-	-
	605,011.48	-	-

4

1

"

"

2014 9 19

1,500

2

"

" 2014 10 31

500

3

2016 9 27

3,000

4

2018 12 13

20181213001

1

2018 12 13

2021 12 12

2018

1

" 1

3,000

5%

2

"

2

"

"

3

"

"

"

"

"

"

300

0.5

"

5

"

3

"

2

"

" "

" "

"

1

" 3

"

" 1

" 2

"

2 5%

5%

" 1

" 2

" 3

"

" 1

" 2

"

3

" 1

" 2

"

5%

1

" 1

" 2

" 3

" 4

" 5

" 6

"

2

5%

" 1

" 2

" 3

" 4

" 5

" 6

	/	%
2		100
3		100
4		100
5		70
6		90
7		90
8		100
9		100
10		49
11		27.5
12		50

1

2017 4 12

91110105MA0046C79G

16 2 8 802

100

2016 3 17

2016 3 17

2036 3 16

"

"

100%

2

2015 11 10

913101147557200735

()

1690 2 647

100

2003 10 24

2003

10 24

2021 10 23

"

6						
		2016	5	27		
		N3600201600060				
58.1085	9			"		
				"		
		2016	6	1		
		N3600201600061				
645.65	100					
		Jorge Orlando Bravo Robles	2019	3	18	
		90%			10%	
7						
		2018	7	30		
		N3600201800077				
59.5413	9			"		
				"		
		2018	11	21		
		N3600201800114				
1,511.3722	218					
		Jesus A. Espinosa Silva	2019	1	23	
		90%			Carlos Humberto Madrid Ortega	
	10%					
8						
		2018	7	30		
		N3600201800076				
681.57	100			"		
				"		
		2018	11	21		
		N3600201800115				

9136118170555823B

1,600

"

"

2001 11 13

2001 11 13

2031 11 12

		()	%
1		733.32	45.83
2		440	27.5
3		426.68	26.67
		1,600	100

12

2017 6 30

N3600201700057

340.45

50

"

"

Jose Osvaldo Rojas Guerrero 2019 2 20

50% Compañía Electro Metalúrgica S. A.

50%

	/						
1	2011 01379		9,644.9			2055.4.20	

2	2011 01380		8,830.12			2055.4.20	
3	2018 0026787	52	7,504			2055.4.20	-
4	2018 0029957 2018 0029958	52	8,031.74			2055.4.20	
5	2018 0025454	4# 35 1-1	100,786.6 7			2063.10.14	-

Khi shi gbat Shagdardorj 2019 2 20

Khi shi gbat Shagdardorj 20,000

Oyunbol d Jambal suren 2019 4 12

	/						
1	GYQ02053		B3-4 2 1-1			1,038.15	
2	GYQ02056		B3-4 6 1-1			190.43	
3	GYQ02057		B3-4 1-1			243.97	
4	GYQ02058		B3-4 4 1-1			1,111.45	
5	GYQ02059		B3-4 5 1-1			1,111.45	
6	GYQ02060		B3-4 7 1-1 2-1 3-1			716.76	
7	GYQ02061		1-1 2-1 3-1			1,667.77	

8	GYQ02062		1-1		3,666.22	
9	GYQ 200195		6 1-1		3,384	
10	2018 0026787		52	/	3049.85	-
11	2018 0029957		52		2,785.38	
12	2018 0029958		52		1,803.99	

13

	46			1,972.88			8,483.4
	2017	12	28	2027	12	27	
2			2018	8	18		
			155	2	102		125
1,500			2018	8	18	2019	8 18
3							
	1	2	502			111.11	1,500
	2018	9	12	2019	9		

9	2018	6	1		
	27	1	2	703	121
1,400	2018	6	1	2019	6

18		2018	10	1			
			10	312		71.56	
60,000		2018	10	2	2019	10	1
19		2019	2	17			
		21	1-711			100.16	
10,000	,	2019	2	18	2020	2	17
20		.	.			2019	3 14
						27A	
89.7		500			4,800		2018
4 1		2020	3	31			
21			2018	7 4			
					61 11		350
		2018	7 4	2020	6 3		
22		.	.			2019	3 15
		1	1-1			167.6	
4,500		2019	3	15	2020	3	14
23		Martín Alfredo Carranza Cáceres			2018	12	4
		Martín Alfredo Carranza Cáceres					
San Isidro	Pezet	105	8	801		2	1
2,000			2018	12 5	2019	12	4
24		Francisca Isabel Villa Medina			2018	10	10
		Francisca Isabel Villa Medina					Sonora
Cananea	Minera II	Capote		32			16,000
		2018	10	5	2019	10	5
25		Juan Jesús Meza Roman			2018	8	27
		Juan Jesús Meza Roman					Cuauhtemoc
Cuauhtemoc	Río Tiber	97					28,000




2019	9	14								
31			Mata-Celis		Cl aero-Anaya			2017	7	
18					Mata-Celis			Cl aero-Anaya		
			Lurigancho		Capi tana			Qui nta Aveni da		
555					1,687			155		
12,631.58				2017	8	15		2020	8	15
32			Soci edad de Inversi ones e i nmobi l i ari a Ai nara Li mi tada							
2018	8	16						Soci edad de Inversi ones e		
			i nmobi l i ari a Ai nara Li mi tada					Rosa O`Hi ggi ns	78	503
22		49					36.35	Uni dad de Fomento		
" UF"			2018	8	2		2019	9	20	
33			Soci edad Inqui l l ay Ltda.				Chri sti an Gi l chi rst Correa			
2018	8	16					Soci edad Inqui l l ay Ltda.			
			Chri sti an Gi l chi rst Correa				Las Condes	Los Mi l i tares		
5620	601	602	620	621		199	200	1,100,000		
								2018	9	1
								2019	8	31
			1	4	6	13	14	15	16	

"

"

1

4

1		7	5304448	2029.04.27	---
2		17	5304449	2029.09.27	---
3		17	8165065	2021.4.6	---

4		7	8164992	2021. 4. 6	---
---	---	---	---------	------------	-----

Jose Osval do Rojas Guerrero 2019 2 19

National Institute for
Intellectual Property 5 1310660 1310661
1310665 1310662 1310655

2

34

1			ZL200810200769.2	2008.09.28	2011.05.11
2			ZL200920150749.9	2009.04.27	2010.07.28
3			ZL201020177165.3	2010.04.02	2010.11.24
4			ZL201020177162.X	2010.04.02	2010.11.03
5			ZL201020177159.8	2010.04.02	2011.02.02
6			ZL201020177084.3	2010.04.02	2010.11.10
7			ZL201020175873.3	2010.04.09	2010.11.03
8			ZL201020178492.0	2010.04.10	2011.04.20
9			ZL201020178495.4	2010.04.10	2010.11.03
10			ZL201020182372.8	2010.04.16	2011.03.16
11			ZL201120138372.2	2011.04.27	2012.01.18
12			ZL201120138584.0	2011.04.27	2011.11.16
13			ZL201120138387.9	2011.04.27	2011.11.30

14			ZL201220175215.3	2012.04.16	2013.02.6
15			ZL201220175408.9	2012.04.16	2013.01.30
16			ZL201220387343.4	2012.08.03	2013.03.27
17		550NZJA-MR	ZL201220378605.0	2012.07.21	2013.03.20
18			ZL201220281433.5	2012.06.09	2013.03.13
19			ZL201220471290.4	2012.09.09	2013.04.24
20			ZL201220301901.0	2012.06.18	2013.04.17
21			ZL201220175210.0	2012.04.16	2013.06.19
22			ZL201320403585.2	2013.06.27	2013.12.18
23			ZL201420225906.9	2014.04.30	2014.11.05
24			ZL201420366357.7	2014.06.27	2014.11.05
25			ZL201520208856.8	2015.04.02	2016.02.24
26			ZL201620222587.5	2016.03.16	2016.10.19
27			ZL201620341313.8	2016.04.19	2016.10.19
28			ZL201620341094.3	2016.04.19	2017.05.10
29			ZL201621352616.6	2016.12.11	2017.07.04
30			ZL201621352615.1	2016.12.12	2017.07.04
31			ZL201621352619.X	2016.12.01	2017.07.04
32			ZL201621352620.2	2016.12.12	2017.07.04
33			ZL201821456516.7	2018.9.6	2019.4.9
34			ZL201821448471.9	2018.9.5	2019.4.9

1

2019 3 31

1

" 2018 4 17

680

1

"

2018

1

#

1					
4		2018	7	23	
					720
1					
5		2018	8	16	
0131180004			650		1
6		2018	12	13	
		36010120180003367			1,400
1					
7		2019	2	25	
		36010120190000488			1,050
1					
2					
1		2018	4	17	
2018					1
					120
2019	4	17			
2		2018	5	10	
2018					2
					120
2019	5	10			
3		2018	6	21	
		36100420180006764			
					36010120180001466

4		2018	5	5	
	4500070781				
	3,169,584.00				
5			2018	9	28
	4500073703				
	3,814,481.36				
6		2018	10	29	
	S1810-032YSKY052				
	3,371,980.00				
7					617,060.00
8		2019	1	30	
	NP2019-1-7				
	5,360,000.00				
4					
	2019	3	31		50
1		2017	3	27	
	H16-GP-055				
	11,919,612.00				
2		2018	7	25	
	NP2018072504				
	542,845.00				
3			2018	7	25
	NP2018072501				
	695,082				
4		2018	12	5	
(JXNP2018-12-5)				
	896,770.00				

5				2019	3	12		
							NPCG20190312-X-02 ,	
							1,749,240.00	
6				2019	3	15		
							NPCG20190315-X-02 ,	
							2,133,600.00	
7				2019	3	18		
							NPCG2019010318 ,	
							2,124,000.00	
8				2019	3	22		
							2019032-Z-01 ,	
							750,475.2	
9				2019	3	28		
							NPCG20190328-X-02 ,	
							586,461.80	
5								
1							Erdent Mi ni ng Coropreati on	
					2011	5	10	
					10		2011	5
10	2021	5	10			5		
2				2018	12	29		
				2	2018	12	2020	
11								
3				2019	4	3		
				3	2019	4	2022	3
6								
				2018	1	12		
				/				
120				2018	1	2020	12	

24	Weir Minerals Australia Ltd.	WHW Group Inc.	2018	8
		" INDECOPI "		
2018	12	6		
		"		5%
		"		
		"		
1				
			[2019]003214	2018
12	31			2,505,982.77

		2018 12 31		(%)	
		224,000.00	1	11.01	11,200.00
		200,000.00	1	9.83	10,000.00
		107,900.00	1-2	5.30	5,715.00
		97,126.00	1	4.77	4,856.30
		74,000.00	1	3.64	3,700.00
	-	703,026.00	-	34.55	35,471.30

2

[2019]003214 2018

12 31 2,509,959.16

20,000.00 2,067,833.29 2018

12 31

206.78

2

3

1

2018

1		
	1	
	2	
7		3
		1
	3	
		3
	1	
1		
	4	1
	5	

2019 3 17 2018

4	2015	2015	1	25
5	2015	2016	5	29
6	2016	2017	4	16
				7
7	2018	4	15	
2				
1		2010	12	23
2		2011	4	18
3			2011	9 28
4			2013	11 15
5		2014	4	16

6	2014		2014	4	18
7	2014		2015	6	30
8	2015		2016	5	29
9	2016		2017	4	16
3					
1		2010	12	23	
2				2011	4 18
3				2014	4 18
4				2016	1 5
5				2017	4 16

7 3

3

1

[2019]003214 2018

12 31

		5%
	70%	1.2% 12%

[2019]003214 2018

12 31

	16%	15%
	16%	25%

	16%	25%	
	10%	30%	
	10%	10%	25%
	18%	27%	
	7%	17%	
	16%	30%	
	19%	21%	
	10%	10%	25%

2

[2019]003214

1

2014 8 29

GF201436000050

2017 8 23

GF201736000398

2016 2017 2018

15%

3

[2019]003214

2016 2017 2018

3, 341, 334. 05 2, 494, 278. 88 1, 855, 270. 89

	2018	2017	2016
2017	50,000.00		
	20,000.00		
	300,000.00		
	75,000.00		
2017	60,000.00		
2017	283,100.00		
2018	60,000.00		
	37,000.00		
		700,000.00	
2017		80,000.00	
	54,000.00	27,000.00	351,000.00
	236,200.00	572,120.00	150,000.00
		97,000.00	
	28,800.00	15,300.00	18,000.00
		101,524.84	
2016		20,000.00	
		129,000.00	
2014 40			800,000.00
			500,000.00
			500,000.00
2015			20,000.00
			150,000.00
	651,170.89	752,334.04	752,334.05
	1,855,270.89	2,494,278.88	3,341,334.05

1

2009 10 21

2009

[2009]08

650

2010 12

2011 1 2020 7

2

2007 11 8

128

2010 6

2010 7 2018 10

2017 4 21

2017 3 2015

9.7

"

"

2015 15 2015 12 4 2016

1 6 20.5 2016 7-11 12.5 2016 12 2017 6

20.212 2017 7 2017 12 23.62

"

"

2019 2 13

2016 1 1

2019 1 22

2016 5 18 2018 12 31

50

2016 10 26 50

2019 1 17

2015 1 1 2019 1 17

50

1

1 2007 10 24

[2007]126

2 2008 12 3

[2008]236

3 2011 12 20

[2011]361

4 2011 12 31

[2011]379

5 2013 1 28

[2013]31

" "

2013

2

2018 11

19

GE2018013

" COD NH3-N SO₂

"

2018 11 9 2019 5 18

3

4

2019 1 16

" "



5
2019 1 28 2016
1 1
6
2019 1 29
2016 1 1

1
2018

A

1		22,926.93
2		2,614.96
3		2,136.00
4		12,000.00
		39,677.89

2

1

A

2016 7 12

[2016]187

B

2016 9 27

[2016]168

2

A

2016 7 12

[2016]189

B

2016 9 27

[2016]168

3

A 2019 1 3

[2019]6

B 2018 7 30

N3600201800076

681.57 100 "

"

C 2018 11 21

N3600201800115

2,871.9594 414

" 1

" 2

60%-80%

" 3

" 4

"

5%

1

30

1

2016 3 9

[2016] 3131 60

" "

2016 7 30

400,000

2016

9 30

400,000

2016 11 30

470,988

[2016] 3131 60

2017

7 26 2017 3131 14

2 Weir Minerals Australia Ltd. WHW Group Inc.

Miguel Ronceros 2019 2 11

" " Weir Minerals Australia Ltd. WHW Group Inc.

Weir Minerals Australia Ltd. WHW Group Inc. " "

2018 8 24 " INDECOPI "

" "

Inspection Precautionary Measure

	PI 4877	Weir Minerals Australia Ltd.	2024. 6. 11
	PI 5113	WHW GROUP INC.	2025. 3. 29

10

650NU-NZJA-MR

650NU-NZJA-MR

2018 11 30 10

2018 12 6

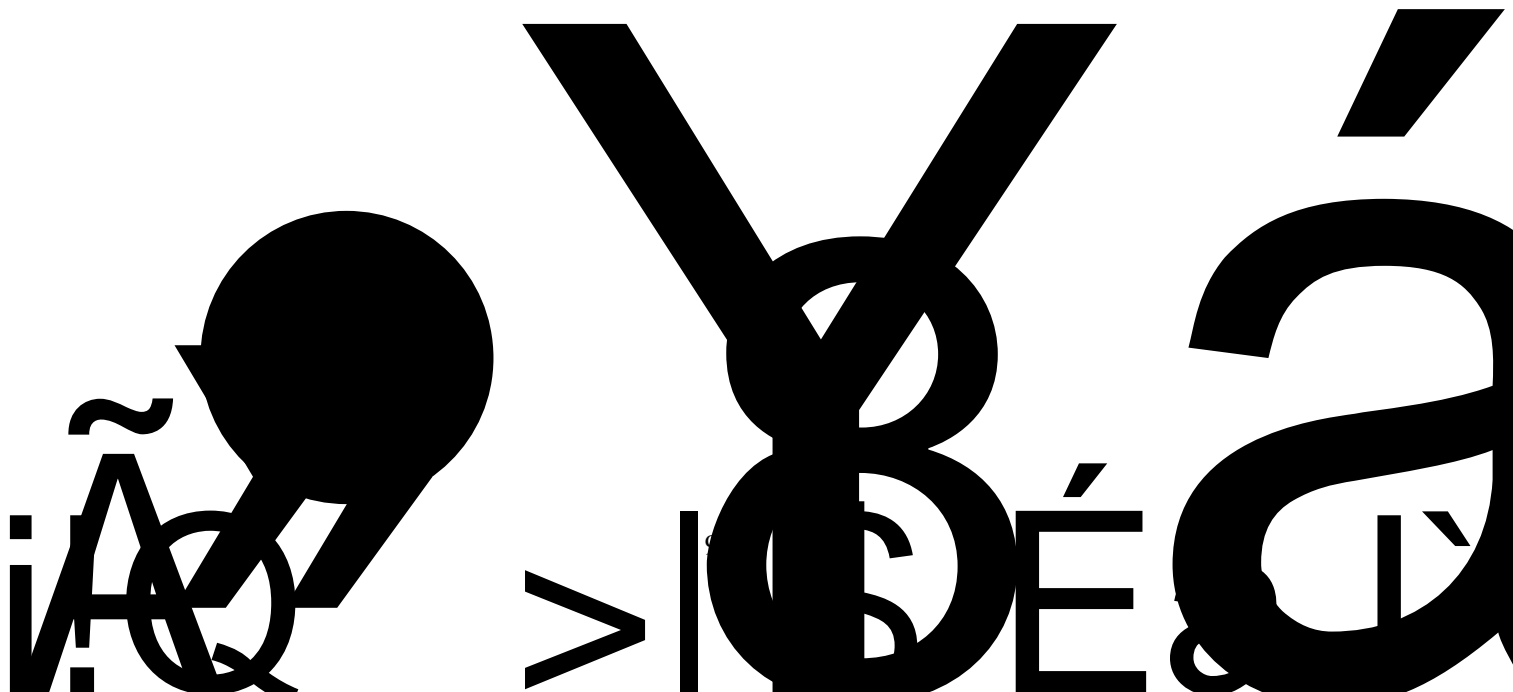
A

650NU-NZJA-MR

B

2

6



20

" 3

20

"

3

1

" 1

" 2

25%

" 3

6

18

7

12

12

" 4

" 5

20

100

" 6

"

"

"

2

" 1

12

" 2

25%

" 3

6

18

7

12

"

" 1

20

" 2

20

"

" 1

20

" 2

20

6

"

4

5%

1

" 1

" 2

"

"

" 3

"

10%

"

"

2

5%

" 1

" 2

"

"

" 3

Xc

%

A

"

2

" 1

" 2

10

"

"

3

" 1

" 2

10

"

6

1 2018

"

20

5

"

20

" 1

"

5

"

"

" 2

"

" 1

" 2

"

" 3

"

" 4

"

A

"

" 5

"

"

3

" 6

"

" 7

" "

"

"

20

" 2

"

" 1

" 2

" 3

"

" 3

"

"

3

"

"

" 4

"

2%

1,000

100

20 100

" 2

30

"

4

"

"

30

30

20

30

"

7

16

1

16

12

“

”


,

2016 6 14

2014 6

4

（此页无正文，为《北京市康达律师事务所关于江西耐普矿机新材料股份有限公司首次公开发行人民币普通股股票并在创业板上市的律师工作报告》签字盖章页）



单位负责人：乔佳平

经办律师：钟节平

蔡丽影

张远新

2019 年 4 月 15 日